


LAVA


GRES PORCELLANATO RETTIFICATO COLORATO IN MASSA
RECTIFIED COLOURED BODY PORCELAIN STONEWARE

XCLUSIVE
C E R A M I C A




LAVA

GRES PORCELLANATO RETTIFICATO COLORATO IN MASSA
RECTIFIED COLOURED BODY PORCELAIN STONEWARE



XCLUSIVE
CERAMICA
by **Batisk**





FLOOR COUNTER **SABBIA**
60x120 | 24"x48"



FLOOR **GRIGIO**
120x120 | 48"x48"



WALL **NERO**
60x120 | 24"x48"

DISPLAY **GRIGIO**
60x120 | 24"x48"

FLOOR **BIANCO**
60x120 | 24"x48"



LAVA

WALL

ICONIC | CORAL STONE WHITE

60x120 | 24"x48"

FLOOR | FIREPLACE

LAVA | GRIGIO


60x120 | 24"x48"



WALL **NERO**
60x120 | 24"x48"

NERO RIGATO
60x120 | 24"x48"

SINKS **GRIGIO**
60x120 | 24"x48"





WALL **ICONIC | AGATA WHITE**
60x120 | 24"x48"

COUNTER **ICONIC | AGATA BLACK**
60x120 | 24"x48"

FLOOR **LAVA | BIANCO**
120x120 | 48"x48"



WALL **ICONIC | AGATA BLUE**
60x120 | 24"x48"

FLOOR **WALL** **LAVA | BIANCO**
60x120 | 24"x48"

LAVA Bianco



GRES PORCELLANATO COLORATO IN MASSA
COLOURED BODY PORCELAIN STONEWARE

RETTIFICATO RECTIFIED




60x120 | 24"x48"



60x60 | 24"x24"



60x120 | 24"x48" **Rigato**



30x60 | 12"x24"



30x30 | 12"x12"

MOSAICI SU RETE MESH-MOUNTED MOSAIC



120x30 (120x3,5) **Tapparella**
48"x12"(48"x1") **Stripes**




30x30 (4,8x4,8)
12"x12" (2"x2")



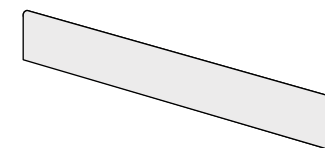
30x35 **Esagonetta**
12"x13" **Hexagon**

CHEVRON

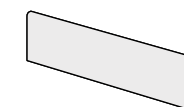


10x53 | 4"x21"
Chevron

BATTISCOPA SKIRTING



6,5x120 | 3"x48"



7,3x60 | 3"x24"



LAVA Sabbia



GRES PORCELLANATO COLORATO IN MASSA
COLOURED BODY PORCELAIN STONEWARE

RETTIFICATO RECTIFIED




60x120 | 24"x48"



60x60 | 24"x24"



60x120 | 24"x48" **Rigato**



30x60 | 12"x24"



30x30 | 12"x12"

MOSAICI SU RETE MESH-MOUNTED MOSAIC



120x30 (120x3,5) **Tapparella**
48"x12"(48"x1") **Stripes**




30x30 (4,8x4,8)
12"x12" (2"x2")



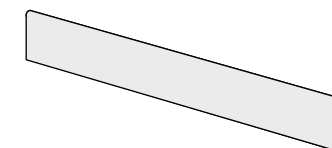
30x35 **Esagonetta**
12"x13" **Hexagon**

CHEVRON

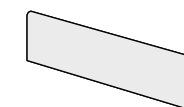


10x53 | 4"x21"
Chevron

BATTISCOPA SKIRTING



6,5x120 | 3"x48"



7,3x60 | 3"x24"



LAVA Grigio



GRES PORCELLANATO COLORATO IN MASSA
COLOURED BODY PORCELAIN STONEWARE


RETTIFICATO RECTIFIED




60x120 | 24"x48"



60x60 | 24"x24"



60x120 | 24"x48" **Rigato**



30x60 | 12"x24"



30x30 | 12"x12"

MOSAICI SU RETE MESH-MOUNTED MOSAIC



120x30 (120x3,5) **Tapparella**
48"x12"(48"x1") **Stripes**



30x30 (4,8x4,8)
12"x12" (2"x2")



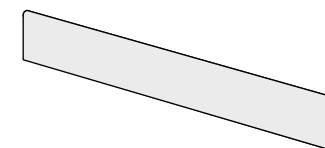
30x35 **Esagonetta**
12"x13" **Hexagon**

CHEVRON

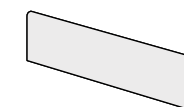


10x53 | 4"x21"
Chevron

BATTISCOPA SKIRTING



6,5x120 | 3"x48"



7,3x60 | 3"x24"



LAVA Piombo


GRES PORCELLANATO COLORATO IN MASSA
COLOURED BODY PORCELAIN STONEWARE




RETTIFICATO RECTIFIED




60x120 | 24"x48"



60x60 | 24"x24"



60x120 | 24"x48" **Rigato**



30x60 | 12"x24"



30x30 | 12"x12"

MOSAICI SU RETE MESH-MOUNTED MOSAIC



120x30 (120x3,5) **Tapparella**
48"x12"(48"x1") **Stripes**




30x30 (4,8x4,8)
12"x12" (2"x2")



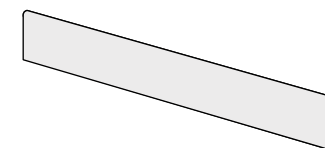
30x35 **Esagonetta**
12"x13" **Hexagon**

CHEVRON

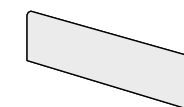


10x53 | 4"x21"
Chevron

BATTISCOPA SKIRTING



6,5x120 | 3"x48"



7,3x60 | 3"x24"



LAVA Nero




GRES PORCELLANATO COLORATO IN MASSA
COLOURED BODY PORCELAIN STONEWARE


RETTIFICATO RECTIFIED




60x120 | 24"x48"




60x60 | 24"x24"



60x120 | 24"x48" **Rigato**



30x60 | 12"x24"




30x30 | 12"x12"


MOSAICI SU RETE MESH-MOUNTED MOSAIC



120x30 (120x3,5) **Tapparella**
48"x12" (48"x1") **Stripes**




30x30 (4,8x4,8)
12"x12" (2"x2")



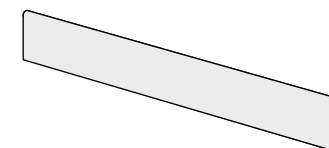
30x35 **Esagonetta**
12"x13" **Hexagon**

CHEVRON

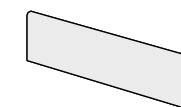


10x53 | 4"x21"
Chevron

BATTISCOPA SKIRTING



6,5x120 | 3"x48"



7,3x60 | 3"x24"



IMBALLI PACKAGING

formati sizes	spessore (mm) thickness (mm)	pz pcs	m ² sqm	kg	sc box	m ² sqm	kg	numero grafiche number of graphics
60x120 24"x48"	10	2	1,44	29,60	32	46,08	950	16
60x60 24"x24"		3	1,08	22,20	40	43,20	890	32
30x60 12"x24"		6	1,08	22,20	40	43,20	890	64
30x30 12"x12"		6	0,54	11,07	96	51,84	1065	128
rigato								
60x120 24"x48"	10	2	1,44	29,60	32	46,08	950	16
chevron								
10x53 4"x21"	10	12	0,64	13,29	60	38,40	798	192
mosaici mosaics								
120x30 (120x3,5) 48"x12" (48"x1") Tapparella Stripes	10	3	1,08	23,80	-	-	-	-
30x30 (4,8x4,8) 12"x12" (2"x2")		6	0,54	12,00	-	-	-	-
30x35 12"x13" Esagonetta Hexagon		6	0,653	11,00	-	-	-	-
battiscopa skirting								
6,5x120 3"x48"	-	6	-	12,00	-	-	-	-
7,3x60 3"x24"	-	15	-	15,50	-	-	-	-

CARATTERISTICHE TECNICHE TECHNICAL FEATURES

GRES PORCELLANATO COLORATO IN MASSA
COLOURED BODY PORCELAIN STONEWARE
GRUPPO DI APPARTENENZA | SPECIFIC GROUPING
EN 14411 APPENDICE G Bla GL

	caratteristiche features	metodo di prova test method	valore prescritto prescribed value	valore medio Xclusive Xclusive mean value
	DIMENSIONE LATI DIMENSIONS-LENGTH AND WIDTH	UNI EN ISO 10545-2	+/- 0,5 %	CONFORME CONFORM
	RETTILINEITÀ DEI LATI SIDE STRAIGHTNESS	UNI EN ISO 10545-2	+/- 0,5 %	CONFORME CONFORM
	ORTOGONALITÀ DEGLI SPIGOLI CORNER SQUARENESS	UNI EN ISO 10545-2	+/- 0,6 %	CONFORME CONFORM
	PLANARITÀ FLATNESS	UNI EN ISO 10545-2	+/- 0,5 %	CONFORME CONFORM
	SPESSORE THICKNESS	UNI EN ISO 10545-2	+/- 5,0 %	CONFORME CONFORM
	ASSORBIMENTO D'ACQUA WATER ABSORPTION	UNI EN ISO 10545-3	≤ 0,5 %	CONFORME CONFORM
	SFORZO DI ROTTURA BREAKING STRENGTH	UNI EN ISO 10545-4	≥ 1300 N (se sp ≥ 7,5 mm) ≥ 700 N (se sp < 7,5 mm)	CONFORME CONFORM
	MODULO DI ROTTURA MODULUS OF RUPTURE	UNI EN ISO 10545-4	≥ 35 N/mm ²	CONFORME CONFORM
	RESISTENZA ALL'ABRASIONE PROFONDA ABRASION RESISTANCE	UNI EN ISO 10545-6	≤ 175 mm ³	CONFORME CONFORM
	RESISTENZA AL GELO FROST RESISTANCE	UNI EN ISO 10545-12	RICHIESTA REQUIRED	CONFORME CONFORM
	RESISTENZA ALL'ATTACCO CHIMICO RESISTANCE TO CHEMICAL ATTACK	UNI EN ISO 10545-13	Secondo i dati del costruttore According to builder's specifications	CONFORME CONFORM
	RESISTENZA AL CAVILLO CRAZING RESISTANCE	UNI EN ISO 10545-11	RICHIESTA REQUIRED	CONFORME CONFORM
	RESISTENZA ALLE MACCHIE STAIN RESISTANCE	UNI EN ISO 10545-14	3 MIN	CONFORME CONFORM
	RESISTENZA ALLO SCIVOLAMENTO SLIP RESISTANCE	ANSI A137.1:2012	≥ 0,42	CONFORME CONFORM

LAVA

GRES PORCELLANATO RETTIFICATO COLORATO IN MASSA
RECTIFIED COLOURED BODY PORCELAIN STONEWARE

XCLUSIVE
C E R A M I C A

by **Batix** Import Export S.R.L. S.U.

Via Ghiarola Nuova, 16
41042 Fiorano Modenese (MO) Italy
Tel. +39 0536 808015 - Fax +39 0536 918259

www.xclusiveceramica.com
info@xclusiveceramica.com

